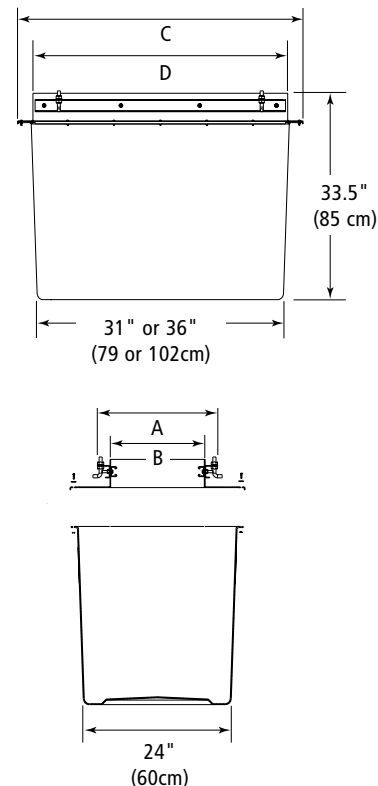


### Features & Benefits:

- ◆ **Conduitless Design** – the fiberglass base and metal cap and frame are designed to direct conduit into the dispenser along the side of the sump to avoid requiring additional entry boot penetrations.
- ◆ **Multi-Product Flexible** – the wide sump surface area is designed to accommodate up to 4 product lines into the sump.
- ◆ **Structural Integrity** – engineered with thick side walls to withstand backfill and high water table forces. Precise glass and resin metering throughout the molding process ensures material consistency and maximizes the strength-to-weight ratio.
- ◆ **Full-Perimeter Liquid Collection Channel** – facilitates quick leak detection and allows flexibility in locating leak sensors.
- ◆ **Smooth Sealing Surfaces For Leak-Tight Sump Entry Fittings** – our fully enclosed molding manufacturing method produces a uniform wall thickness while eliminating air entrapment. The result is a flat, smooth finish, both inside and out, which provides leak-tight pipe entries.
- ◆ **Convenient Shipping and Storage** – sump boxes are nestable. Two sizes accept multiple frames to accommodate all common dispensers.
- ◆ **Full-Access Working Area** – frame is attached after plumbing is complete.
- ◆ **Mounting Flange** – sump rests on island form crossbars for support during installation.

### Wide-Access Fiberglass Dispenser Sumps



### Ordering Specifications - Wide Access Polyethylene Dispenser Sumps

Sump Model #	Dimensions								Weight with Top		Box Part #	Top Assembly Part #
	in.	cm	in.	cm	in.	cm	in.	cm	lbs.	kg		
DSF-1120	15	38	11	28	37	94	20	51	87	40	D02198M	D02210
DSF-1123	15	38	11	28	37	94	23	58	87	40	D02198M	D02212
DSF-1123F *	15	38	11	28	37	94	23	58	87	40	D02198M	D02213
DSF-1543C**	18.5	47	14.75	37	40.5	103	39	99	90	41	210034	211351
DSF-1630	20	51	16	41	37	94	30	76	80	36	D02198M	D02536
DSF-1741C	20.7	52.5	16.7	42.4	40.5	103	37	94	90	41	210051	212272
DSF-1836C**	21.5	55	17.25	44	40.5	103	36.5	93	90	41	210051	211350

SL-1100 Urethane Sealant - One Tube required per Sump (Packaged 12 tubes/case)

\* Flush Mount model supplied without rain lip due to dispenser frame clearance limitations; Frame Gasket Included. Anchor bolts provided, Stabilizer Bar Kits ordered separately; One kit required for each emergency & vapor valve. Refer to FlexWorks Dispenser Sump Selection Chart (See Pages 42 - 43 of this catalog) to select sumps for particular dispensers. **Yellow indicates metal top model.**

\*\* These sumps are designed for Conduitless applications.

## Ordering Specifications - FlexWorks Dispenser Sump Selection Chart

Dispenser Manufacturer & Model		Dispenser Footprint Dimensions		FlexWorks One-Piece Polyethylene Sump	FlexWorks Wide-Access Polyethylene Sump	FlexWorks One-Piece Polyethylene Pan	FlexWorks One-Piece Fiberglass Sump	FlexWorks Wide-Access Fiberglass Sump	Stabilizer Bar Kit
GILBARCO		in.	cm						
Commercial 625, 650, 684 Series (21" / 53" cm Frame)		15 <sup>11</sup> / <sub>16</sub> " x 21"	40 x 53	DS-1117F	---	DP-1117F	---	---	SBK-1100J
Salesmaker-2 Series (21" / 53 cm Frame)		15 <sup>11</sup> / <sub>16</sub> " x 21"	40 x 53	DS-1117F	---	DP-1117F	---	---	SBK-1100J
Highline 11B Series (21" Frame / 53 mm)		15 <sup>11</sup> / <sub>16</sub> " x 21"	40 x 53	DS-1117F	---		---	---	SBK-1100J
Highline 111B Series (27" / 69 cm Frame)		15 <sup>11</sup> / <sub>16</sub> " x 27"	40 x 53	DS-1123F	DSW-1123F	DP-1123F	---	---	SBK-1100J
Trimline 251, 252, 261, 262 (27" / 69 cm Frame)		15 <sup>11</sup> / <sub>16</sub> " x 27"	40 x 69	DS-1123F	DSW-1123F	DP-1123F	---	DSF-1123F	SBK-1100J
Trimline 154, 164, 251, 262 (27" / 69 cm Frame)		15 <sup>11</sup> / <sub>16</sub> " x 21"	40 x 69	DS-1117F	---	---	---	---	SBK-1100J
Commercial 650 Series (27" / 69 cm Frame)		15 <sup>11</sup> / <sub>16</sub> " x 27"	40 x 69	DS-1123F	DSW-1123F	DP-1123F	---	DSF-1123F	SBK-1100J
Highline Salesmaker Series		15 <sup>11</sup> / <sub>16</sub> " x 21"	40 x 69	DS-1117F	---	DP-1117F	---	---	SBK-1100J
Highline Salesmaker Series (27" / 69 cm Frame)		15 <sup>11</sup> / <sub>16</sub> " x 27"	40 x 69	DS-1123F	DSW-1123F	DP-1123F	---	DSF-1123F	SBK-1100J
Salesmaker-4 Series (27" / 69 cm Frame)		15 <sup>11</sup> / <sub>16</sub> " x 27"	40 x 69	DS-1123F	DSW-1123F	DP-1123F	---	DSF-1123F	SBK-1100J
Legacy Series		15 <sup>11</sup> / <sub>16</sub> " x 27"	40 x 69	DS-1123F	DSW-1123F	DP-1123F	---	DSF-1123F	SBK-1100J
Encore Series	<div>LOOP SYSTEM-READY</div>	23 <sup>1</sup> / <sub>2</sub> " x 40 <sup>9</sup> / <sub>16</sub> "	60 x 103	DS-1836	DSW-1836 DSW-1836CL	DP-1836	FDS-4021	DSF-1836 DSF-1836C	SBK-1800*
Advantage (36" / 91 cm Frame Models)		21 <sup>1</sup> / <sub>2</sub> " x 36"	55 x 91	DS-1630	DSW-1630	DP-1630	---	DSF-1630	SBK-1600
Quad or Dual		---	---	---	---	---	---	---	---
Blender X + O (36" / 91 cm)		---	---	---	---	---	---	---	---
Advantage (48" / 122 cm Frame Models)		21 <sup>1</sup> / <sub>2</sub> " x 48"	55 x 122	DS-1642	---	---	---	---	SBK-1600*
Blender Six-Hose		---	---	---	---	---	---	---	---
Blender Single-Hose		---	---	---	---	---	---	---	---
Blender X + O (48" / 122 cm) or X + 1 (48" / 122 cm)		---	---	---	---	---	---	---	---
MPD-1, MPD-2, MPD-3		16" x 48"	41 x 122	DS-1036	---	---	---	---	SBK-1000J
MPD Fixed Blender		16" x 48"	41 x 122	DS-1036	---	---	---	---	SBK-1000J
		---	---	---	---	---	---	---	---
BENNETT									
Bennett Pacific	<div>LOOP SYSTEM-READY</div>	19 <sup>1</sup> / <sub>2</sub> " x 43 <sup>1</sup> / <sub>2</sub> "	49 x 110	DS-1543A	---	---	---	---	SBK-1500
Bennett 3000 Series		20" x 30"	51 x 76	DS-1123B	---	---	---	---	SBK-1100J
PD MCLAREN									
RDR HSx (Single Product, Single Hose)		21" x 17.75"	53 x 45	---	DSW-1922	---	---	---	SBK-1900
RDR HSx-D1 (Single Product, Dual Hose)		21" x 17.75"	53 x 45	---	DSW-1922	---	---	---	SBK-1900
RDR HSx-D2 (Dual Product, Dual Hose)		21" x 17.75"	53 x 45	---	DSW-1922	---	---	---	SBK-1900
RDR HSx-SAT (Master Unit and Satellites)		21" x 17.75"	53 x 45	---	DSW-1922	---	---	---	SBK-1900
RDR HSx-X2 (Single Product, Dual Hose, One at a Time)		21" x 17.75"	53 x 45	---	DSW-1922	---	---	---	SBK-1900



\* For FDS-4021 Models, use Stabilizer Bar SBK-1800.

## Ordering Specifications - FlexWorks Dispenser Sump Selection Chart

Dispenser Manufacturer & Model	Dispenser Footprint Dimensions		FlexWorks One-Piece Polyethylene Sump	FlexWorks Wide-Access Polyethylene Sump	FlexWorks One-Piece Polyethylene Pan	FlexWorks One-Piece Fiberglass Sump	FlexWorks Wide-Access Fiberglass Sump	Stabilizer Bar Kit
GASBOY	in.	cm						
0215A, 216A (19 <sup>7</sup> / <sub>8</sub> " Frame / 50.5 mm)	17 <sup>1</sup> / <sub>4</sub> " x 19 <sup>7</sup> / <sub>8</sub> "	49 x 50.5	DS-1117F	---	DP-1117F	----	---	SBK-1100J
52 and 53 Series	17" x 19 <sup>7</sup> / <sub>8</sub> "	44 x 50.5	DS-1117F	---	DP-1117F	----	---	SBK-1100J
8700, 8800, 9100, 9800 Series	17 <sup>1</sup> / <sub>4</sub> " x 25"	44 x 63.5	DS-1120	----	----	----	----	SBK-1100J
25" Frame 63.5 mm	17 <sup>1</sup> / <sub>4</sub> " x 25"	44 x 63.5	----	----	----	----	----	----
8700, 8800, 9100, 9800 Series (28 <sup>1</sup> / <sub>4</sub> " Frame / 72 mm)	17 <sup>1</sup> / <sub>4</sub> " x 28"	44 x 71	DS-1123	DSW-1123	DP-1123	----	DSF-1123F	SBK-1100J
9850A	15 <sup>1</sup> / <sub>16</sub> " x 21"	40 x 69	DS-1120	DSW-1120	----	----	DSF-1120	SBK-1100J

\* Stabilizer bar is installed widthwise in dispenser sump

### DRESSER / WAYNE

350, 357, 358, 360, 370 Series	15" x 25 <sup>7</sup> / <sub>8</sub> "	30 x 66	DS-1123F	DSW-1123F	DP-1123F	----	DSF-1123F	SBK-1100J
Vista 380 Series (387, 389)	20" x 35"	51 x 89	DS-1229	---	----	----	---	SBK-1200J
Vista 590 Series (590, 595)	20" x 48"	51 x 122	DS-1242	---	----	----	---	SBK-1200J
Vista 390 Series (395, 399)	20" x 48"	51 x 122	DS-1242	---	----	----	---	SBK-1200J
Vista 490 Series	20" x 48"	51 x 122	DS-1242	---	----	----	---	SBK-1200J
DL390, 395, 399 Series	20" x 48"	51 x 122	DS-1242	---	----	----	---	SBK-1200J
HS1 Satellite / 287 Series	20" x 35"	51 x 89	DS-1229	---	----	----	---	SBK-1200J
Ovation 	19 <sup>1</sup> / <sub>2</sub> " x 43 <sup>1</sup> / <sub>2</sub> "	50 x 110	DS-1543A**	DSW-1543 DSW-1543C	DP-1543	FDS-4319*	DSF-1543 DSF-1543C	SBK-1500
Select	19 <sup>3</sup> / <sub>8</sub> " x 32 <sup>5</sup> / <sub>16</sub> "	49 x 82	DS-1928	----	----	----	DSF-1630	SBK-1500
Global Century	19 <sup>3</sup> / <sub>8</sub> " x 32 <sup>5</sup> / <sub>16</sub> "	49 x 82	DS-1928	----	----	----	DSF-1630	SBK-1500
Reliance	19 <sup>3</sup> / <sub>8</sub> " x 32 <sup>5</sup> / <sub>16</sub> "	49 x 82	DS-1928	----	----	----	DSF-1630	SBK-1500
HS4 / HS3 / Vista	19 <sup>3</sup> / <sub>8</sub> " x 32 <sup>5</sup> / <sub>16</sub> "	49 x 82	DS-1630	DSW-1630***	DP-1630	----	DSF-1630***	SBK-1600
Narrow Frame Helix (2000, 4000)	20" x 33"	51 x 84	DS-1630	----	----	----	----	SBK-1600
Wide Frame Helix (5000) 	26" x 44"	51 x 112	DS-1741	----	----	----	----	SBK-1700

### TOKHEIM

1200, 1248, 1250 Series	17 <sup>1</sup> / <sub>4</sub> " x 25"	44 x 64	DS-1120	DSW-1120	----	----	DSF-1120	SBK-1100J
330B, 333B Series	17 <sup>1</sup> / <sub>4</sub> " x 44"	44 x 112	DS-1642	---	----	----	---	SBK-1600

\* For FDS-4319 Model use Stabilizer Bar SBO-0250.