

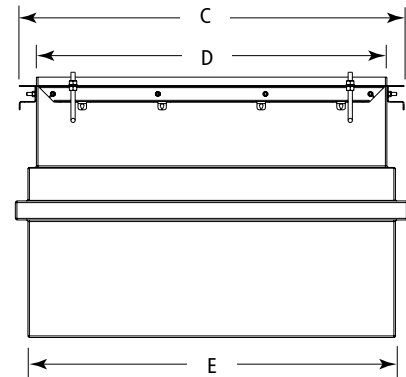
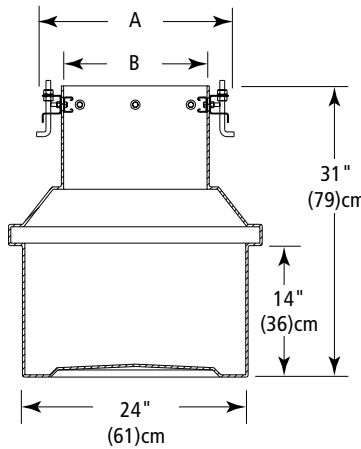
## One-Piece Polyethylene Dispenser Sumps

FlexWorks Dispenser Sumps are installed beneath fuel dispensers to provide access to and secondary containment of dispenser plumbing, emergency shear valves and underground piping connections. Stabilizer Bar Kits are installed in FlexWorks Dispenser Sumps to provide reliable support for boss-mounted emergency shear valves.



### Features & Benefits:

- ◆ **Multiple Models** – ensure a custom fit.
- ◆ **Structural Reinforcing on Large MPD Models** – prevents sump deformation from backfill and high water table forces.
- ◆ **Light Color** – preserves rigidity in sunlight before backfill and provides maximum visibility after installation.
- ◆ **Full Perimeter Liquid Collection Channel** – facilitates quick leak detection and allows flexibility in locating leak sensors.
- ◆ **Integral Rain Lip** – protrudes into the dispenser frame to prevent surface water entry.
- ◆ **Easy Installation** – field height adjustment capability and large pipe entry area ensures installation flexibility.
- ◆ **Many Are Available in a Conduitless Model** – eliminates conduit entry fittings and prevents a notorious leak point inside dispenser sumps.



### Ordering Specifications\* - One-Piece Polyethylene Dispenser Sumps

Model #	A		B		C		D		E		Weight	
	in.	cm	in.	cm	in.	cm	in.	cm	in.	cm	lbs.	kg.
DS-1036	14	36	10	25	40	102	36	91	38	97	65	65
DS-1117F**	14.5	37	10.5	27	20.5	52	16.5	42	18.5	47	32	15
DS-1120	15	38	11	28	24	61	20	51	25	64	33	15
DS-1123	15	38	11	28	27	69	23	58	25	64	33	15
DS-1123B	18.5	47	11	28	27	69	23	58	25	64	33	15
DS-1123F **	15	38	11	28	27	69	23	58	25	64	33	15
DS-1229	15.5	39	11.5	29	33	84	29	74	31	79	49	22
DS-1242	15.5	38	11.5	29	46	117	42	107	44	112	84	38
DS-1543A	19	48	15	38	43	109	39	99	41	104	84	38
DS-1630	20	51	16	41	34	86	30	76	32	81	52	23
DS-1630B	20	51	16	41	34	86	30	76	32	81	52	23
DS-1642	20	51	16	41	46	117	42	107	44	112	84	38
DS-1836	21.5	55	17.5	44	40.5	103	36.5	93	39	99	70	32
DS-1928	18	46	14.8	38	30	76	26	66	28.5	72	50	23
DS-1741	21	53	17	43	44.7	114	40.6	103	42.6	108	80	36

\* Refer to FlexWorks Dispenser Sump Selection Chart to select sumps for particular dispensers (See pages 42 - 43 of this catalog)

\*\* Flush mount model supplied without rain lip due to dispenser frame clearance limitations; Frame gasket included. Anchor bolts provided, Stabilizer Bar Kits ordered separately; One kit required for each emergency and vapor shear valve.

## Ordering Specifications - FlexWorks Dispenser Sump Selection Chart

Dispenser Manufacturer & Model	Dispenser Footprint Dimensions		FlexWorks One-Piece Polyethylene Sump	FlexWorks Wide-Access Polyethylene Sump	FlexWorks One-Piece Polyethylene Pan	FlexWorks One-Piece Fiberglass Sump	FlexWorks Wide-Access Fiberglass Sump	Stabilizer Bar Kit
	in.	cm						
<b>GILBARCO</b>								
Commercial 625, 650, 684 Series (21" / 53" cm Frame)	15 <sup>11</sup> / <sub>16</sub> " x 21"	40 x 53	DS-1117F	---	DP-1117F	---	---	SBK-1100J
Salesmaker-2 Series (21" / 53 cm Frame)	15 <sup>11</sup> / <sub>16</sub> " x 21"	40 x 53	DS-1117F	---	DP-1117F	---	---	SBK-1100J
Highline 11B Series (21" Frame / 53 mm)	15 <sup>11</sup> / <sub>16</sub> " x 21"	40 x 53	DS-1117F	---	---	---	---	SBK-1100J
Highline 111B Series (27" / 69 cm Frame)	15 <sup>11</sup> / <sub>16</sub> " x 27"	40 x 53	DS-1123F	DSW-1123F	DP-1123F	---	---	SBK-1100J
Trimline 251, 252, 261, 262 (27" / 69 cm Frame)	15 <sup>11</sup> / <sub>16</sub> " x 27"	40 x 69	DS-1123F	DSW-1123F	DP-1123F	---	DSF-1123F	SBK-1100J
Trimline 154, 164, 251, 262 (27" / 69 cm Frame)	15 <sup>11</sup> / <sub>16</sub> " x 21"	40 x 69	DS-1117F	---	---	---	---	SBK-1100J
Commercial 650 Series (27" / 69 cm Frame)	15 <sup>11</sup> / <sub>16</sub> " x 27"	40 x 69	DS-1123F	DSW-1123F	DP-1123F	---	DSF-1123F	SBK-1100J
Highline Salesmaker Series	15 <sup>11</sup> / <sub>16</sub> " x 21"	40 x 69	DS-1117F	---	DP-1117F	---	---	SBK-1100J
Highline Salesmaker Series (27" / 69 cm Frame)	15 <sup>11</sup> / <sub>16</sub> " x 27"	40 x 69	DS-1123F	DSW-1123F	DP-1123F	---	DSF-1123F	SBK-1100J
Salesmaker-4 Series (27" / 69 cm Frame)	15 <sup>11</sup> / <sub>16</sub> " x 27"	40 x 69	DS-1123F	DSW-1123F	DP-1123F	---	DSF-1123F	SBK-1100J
Legacy Series	15 <sup>11</sup> / <sub>16</sub> " x 27"	40 x 69	DS-1123F	DSW-1123F	DP-1123F	---	DSF-1123F	SBK-1100J
Encore Series 	23 <sup>1</sup> / <sub>2</sub> " x 40 <sup>9</sup> / <sub>16</sub> "	60 x 103	DS-1836	DSW-1836 DSW-1836CL	DP-1836	FDS-4021	DSF-1836 DSF-1836C	SBK-1800*
Advantage (36" / 91 cm Frame Models)	21 <sup>1</sup> / <sub>2</sub> " x 36"	55 x 91	DS-1630	DSW-1630	DP-1630	---	DSF-1630	SBK-1600
Quad or Dual	---	---	---	---	---	---	---	---
Blender X + O (36" / 91 cm)	---	---	---	---	---	---	---	---
Advantage (48" / 122 cm Frame Models)	21 <sup>1</sup> / <sub>2</sub> " x 48"	55 x 122	DS-1642	---	---	---	---	SBK-1600*
Blender Six-Hose	---	---	---	---	---	---	---	---
Blender Single-Hose	---	---	---	---	---	---	---	---
Blender X + O (48" / 122 cm) or X + 1 (48" / 122 cm)	---	---	---	---	---	---	---	---
MPD-1, MPD-2, MPD-3	16" x 48"	41 x 122	DS-1036	---	---	---	---	SBK-1000J
MPD Fixed Blender	16" x 48"	41 x 122	DS-1036	---	---	---	---	SBK-1000J
---	---	---	---	---	---	---	---	---
<b>BENNETT</b>								
Bennett Pacific 	19 <sup>1</sup> / <sub>2</sub> " x 43 <sup>1</sup> / <sub>2</sub> "	49 x 110	DS-1543A	---	---	---	---	SBK-1500
Bennett 3000 Series	20" x 30"	51 x 76	DS-1123B	---	---	---	---	SBK-1100J
<b>PD MCLAREN</b>								
RDR HSx (Single Product, Single Hose)	21" x 17.75"	53 x 45	---	DSW-1922	---	---	---	SBK-1900
RDR HSx-D1 (Single Product, Dual Hose)	21" x 17.75"	53 x 45	---	DSW-1922	---	---	---	SBK-1900
RDR HSx-D2 (Dual Product, Dual Hose)	21" x 17.75"	53 x 45	---	DSW-1922	---	---	---	SBK-1900
RDR HSx-SAT (Master Unit and Satellites)	21" x 17.75"	53 x 45	---	DSW-1922	---	---	---	SBK-1900
RDR HSx-X2 (Single Product, Dual Hose, One at a Time)	21" x 17.75"	53 x 45	---	DSW-1922	---	---	---	SBK-1900



\* For FDS-4021 Models, use Stabilizer Bar SBK-1800.

## Ordering Specifications - FlexWorks Dispenser Sump Selection Chart

Dispenser Manufacturer & Model	Dispenser Footprint Dimensions		FlexWorks One-Piece Polyethylene Sump	FlexWorks Wide-Access Polyethylene Sump	FlexWorks One-Piece Polyethylene Pan	FlexWorks One-Piece Fiberglass Sump	FlexWorks Wide-Access Fiberglass Sump	Stabilizer Bar Kit
	in.	cm						
GASBOY								
0215A, 216A (19 <sup>7</sup> / <sub>8</sub> " Frame / 50.5 mm)	17 <sup>1</sup> / <sub>4</sub> " x 19 <sup>7</sup> / <sub>8</sub> "	49 x 50.5	DS-1117F	---	DP-1117F	----	---	SBK-1100J
52 and 53 Series	17" x 19 <sup>7</sup> / <sub>8</sub> "	44 x 50.5	DS-1117F	---	DP-1117F	----	---	SBK-1100J
8700, 8800, 9100, 9800 Series	17 <sup>1</sup> / <sub>4</sub> " x 25"	44 x 63.5	DS-1120	----	----	----	----	SBK-1100J
25" Frame 63.5 mm	17 <sup>1</sup> / <sub>4</sub> " x 25"	44 x 63.5	----	----	----	----	----	----
8700, 8800, 9100, 9800 Series (28 <sup>1</sup> / <sub>4</sub> " Frame / 72 mm)	17 <sup>1</sup> / <sub>4</sub> " x 28"	44 x 71	DS-1123	DSW-1123	DP-1123	----	DSF-1123F	SBK-1100J
9850A	15 <sup>1</sup> / <sub>16</sub> " x 21"	40 x 69	DS-1120	DSW-1120	----	----	DSF-1120	SBK-1100J

\* Stabilizer bar is installed widthwise in dispenser sump

### DRESSER / WAYNE

350, 357, 358, 360, 370 Series	15" x 25 <sup>7</sup> / <sub>8</sub> "	30 x 66	DS-1123F	DSW-1123F	DP-1123F	----	DSF-1123F	SBK-1100J
Vista 380 Series (387, 389)	20" x 35"	51 x 89	DS-1229	---	----	----	---	SBK-1200J
Vista 590 Series (590, 595)	20" x 48"	51 x 122	DS-1242	---	----	----	---	SBK-1200J
Vista 390 Series (395, 399)	20" x 48"	51 x 122	DS-1242	---	----	----	---	SBK-1200J
Vista 490 Series	20" x 48"	51 x 122	DS-1242	---	----	----	---	SBK-1200J
DL390, 395, 399 Series	20" x 48"	51 x 122	DS-1242	---	----	----	---	SBK-1200J
HS1 Satellite / 287 Series	20" x 35"	51 x 89	DS-1229	---	----	----	---	SBK-1200J
Ovation 	19 <sup>1</sup> / <sub>2</sub> " x 43 <sup>1</sup> / <sub>2</sub> "	50 x 110	DS-1543A**	DSW-1543 DSW-1543C	DP-1543	FDS-4319*	DSF-1543 DSF-1543C	SBK-1500
Select	19 <sup>3</sup> / <sub>8</sub> " x 32 <sup>5</sup> / <sub>16</sub> "	49 x 82	DS-1928	----	----	----	DSF-1630	SBK-1500
Global Century	19 <sup>3</sup> / <sub>8</sub> " x 32 <sup>5</sup> / <sub>16</sub> "	49 x 82	DS-1928	----	----	----	DSF-1630	SBK-1500
Reliance	19 <sup>3</sup> / <sub>8</sub> " x 32 <sup>5</sup> / <sub>16</sub> "	49 x 82	DS-1928	----	----	----	DSF-1630	SBK-1500
HS4 / HS3 / Vista	19 <sup>3</sup> / <sub>8</sub> " x 32 <sup>5</sup> / <sub>16</sub> "	49 x 82	DS-1630	DSW-1630***	DP-1630	----	DSF-1630***	SBK-1600
Narrow Frame Helix (2000, 4000)	20" x 33"	51 x 84	DS-1630	----	----	----	----	SBK-1600
Wide Frame Helix (5000) 	26" x 44"	51 x 112	DS-1741	----	----	----	----	SBK-1700

### TOKHEIM

1200, 1248, 1250 Series	17 <sup>1</sup> / <sub>4</sub> " x 25"	44 x 64	DS-1120	DSW-1120	----	----	DSF-1120	SBK-1100J
330B, 333B Series	17 <sup>1</sup> / <sub>4</sub> " x 44"	44 x 112	DS-1642	---	----	----	---	SBK-1600

\* For FDS-4319 Model use Stabilizer Bar SBO-0250.