

OPW 101BG-2100 Series Below-Grade Spill Containers

OPW Below-Grade Spill Containment Manholes are used in new tank or riser pipe installations. The watertight spill containment chamber is installed completely below grade level. A grade level manhole cover lies flush with the driveway grade to reduce a tripping hazard and the potential for damage from snow plows and traffic. Surface water drains into the backfill between the manhole skirt and the exterior of the containment bucket. Below-grade spill containers are available in thread-on and slip-on configurations in 5 and 15-gallon capacities.

101BG Slip-on Model Instruction
Sheet Order Number: **H12579M**

101BG-2100 Instruction Sheet
Order Number: **H12260M**

Important Notice: The OPW101BG-2100 Spill Container Series does not prevent contamination of the soil or backfill resulting from spills flowing between the spill container and the outer shell. Ground contamination may result if the spill container is filled beyond capacity, or if a spill occurs outside the spill containment cell.

- ◆ Highway 20 Rated (H20) – all OPW spill containers and manholes exceed the requirements of the Highway 20 rating.

Materials

Grade Cover: Fiberglass reinforced composite (steel optional)
Lid: Glass reinforced composite
Lever, top case: Polyethylene
Outer shell: Polyethylene, powder-coated steel
Containment cell: Polyethylene
Base: Duratuff® II or cast iron



101BG-2115,
15-Gallon

Features

- ◆ Pull-to-Open Drain Valve – allows high-speed drainage of excess product into the tank. Designed with a convenient self-cleaning seal and removable screen for easier component cleaning. (CARB Approved)
- ◆ Capacity – 5-gallon and 15-gallon capacities.
- ◆ Outer Shell – the outer shell isolates the containment vessel from the surrounding concrete and gravel. This high-density polyethylene shell is designed to provide space between the outer shell and the containment vessel to allow any surface water that enters to flow into the backfill, not the containment vessel. Elimination of water in the spill container reduces product contamination and ice formation during cold winter months.
- ◆ Vapor-Tight Lid – a unique, hinged and sealed containment vessel lid provides a vapor-tight seal, designed to prevent vapors from escaping at ground level while eliminating the accumulation of dirt and water that contaminate fuel. Incorporating a special lid interlock design, the grade level cover cannot be replaced on the outer shell without the lever being in the closed and locked position.
- ◆ Composite Grade Level Cover – made of sturdy fiberglass-reinforced composite, the grade cover is less prone to theft than aluminum covers, and lighter in weight than cast iron. In addition, the cover lies flush with the actual grade so no ramps are required to support the cover, eliminating snow plow hazards and "speed bumps." (Optional steel plate cover is also available)
- ◆ Fuel Compatibility – designed to accommodate the fuels of the future, including methanol, ethanol and fuels with MTBE additives.
- ◆ Easy Installation – reduces job-site time and installation costs. Simply thread the Duratuff® II base (cast iron base is optional) onto a standard 4" schedule 40 pipe. Guides are provided to assure proper positioning of the spill container. The hinged lid orientation is adjustable during installation for site-specific placement.
- ◆ Product Identification Tags – available for both the spill container cover and bucket to positively identify the product contained in the UST with standard API symbols. (See product I.D. tag specification page for more information: page 82.)

Listings and Certifications

CARB Certifications and Listings

101BG(S)-2100
101BG(S)-2115

Approval Letter #93-26



Ordering Specifications

Duratuff® II Base Models

Model	Gal.	Liter	Drain Valve	lbs.	kg
101BG-2100	5	19	Pull	60	27
101BG-2105**	5	19	None	60	27
101BG-2115	15	57	Pull	65	29

**Slip-on Base

Cast Iron Base Models

Model	Gal.	Liter	Drain Valve	lbs.	kg
101BG-2100C	5	19	Pull	72	33
101BG-2115C	15	57	Pull	77	35

Dimensions

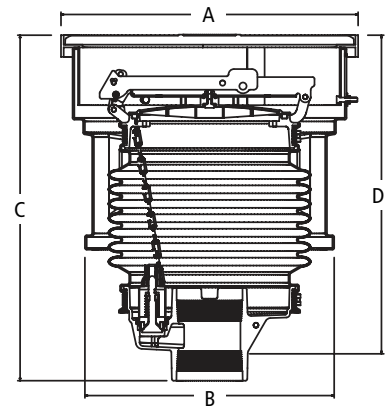
	101BG-2100		101BG-2115	
	in.	cm	in.	cm
A	20 ⁹ / ₁₆	52	20 ⁹ / ₁₆	52
B	17 ¹ / ₄	44	25 ¹ / ₂	65
C*	23 ²⁹ / ₃₂	76	27 ³¹ / ₃₂	71
D	22 ¹ / ₁₆	56	26 ⁵ / ₃₂	66

*Subtract 2" from "C" dimension for Cast Iron Base Models.

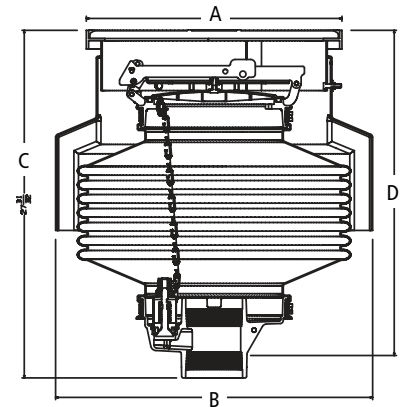
Replacement Parts/Accessories

Part #	Description	Part #	Description
1DK-2100-EVR	Pull Drain Valve	101BG-COVER	Composite Manhole Cover
101BG-21AR	Inside Hatch Height Extender	E00491	Complete Replacement Top Assembly
101BG-21LA	Red Lever & Crossarm Assembly	H11671M	Steel Manhole Cover
101BG-LATCH	Latch Kit; Yoke, Cotterpin & Spring	H12280M	Ring Seal
101BG-BUCKET	5 Gallon Replacement Spill Container	H12620	Inside Hatch
C04785M	5 Gallon Insert Support	P110-20LID	Steel Manhole Cover w/ID Tag System

101BG-2100, 5-Gallon

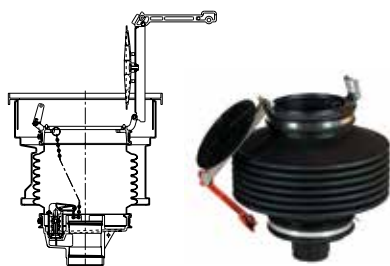


101BG-2115, 15-Gallon

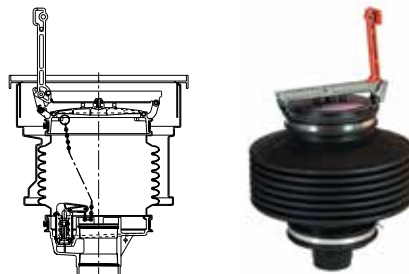


NOTE: "D" dimension is height from riser pipe to finish grade (+1" for slope)

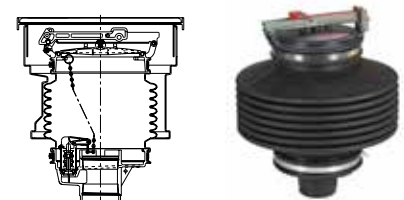
Operation of 101BG Lid



Lid and lever in open position.



Lid down, but not closed. Lever still in upright position preventing replacement of grade cover.



Lid and lever in closed and locked position. Grade cover now easily replaced on rim.

1DK-2100 Drain Valve Kit Instruction Sheet Order Number: H11471M